

SAMUT-SAMOT WORKSHEETS

TERMS OF USE

Upon downloading this product, the user agrees to the following Terms of Use:

1. Users of this product are not granted copyrights. The text remains the intellectual property of the author. The clip art images and fonts remain the intellectual property of the artists given credit in the Credits page.
2. Users of this product may not resell it, copy or alter it and claim it as their own, or use it to create derivative works which would infringe on intellectual copyrights.
3. Users of this product are permitted to print and photocopy its pages for personal use, home use, and multi-classroom use.
4. Users of this product are granted a single and nontransferable license to use it. They are prohibited from giving this product or a copy of it to someone else for free, for sale, or for any commercial use. This prohibition includes, but is not limited to, electronic file transfers such as e-mailing or sharing through a website, cloud, or network.
5. Users of this product are prohibited from uploading it or any part of it onto any other website such as (but not limited to) Scribd or SlideShare, or any cloud storage or file sharing sites such as (but not limited to) Google Drive, Dropbox, OneDrive, Mega, or pCloud where third parties can download the product. The artists given credit in the Credits Page own the copyrights to the clip art images and/or fonts in the product. Uploading the product or any part of it in another website is also an infringement of their copyrights.
6. If the user is a parent, sharing the product with another parent who is not their spouse is prohibited. If the user is a teacher or tutor, sharing it with another teacher or tutor for his or her own students is prohibited.
7. Users of this product may copy and store this product in another device that is theirs for personal and private use. A third party must not be able to access the product.
8. The author of this product cannot be held responsible for the loss, accidental deletion, or damage of the product after its initial receipt through e-mail.
9. Users of this product may provide a direct link to the blog <https://samutsamot.com/> if they are reviewing the product or recommending it through social media websites.
10. Questions regarding the allowable use of this product should be e-mailed to samutsamot.mom@gmail.com.

SAMUT-SAMOT WORKSHEETS

AUTHOR AND ARTISTS CREDITS PAGE

The author of the text in this product is Samut-samot Mom, the owner of the WordPress blog **samutsamot.com**. This product was created using licensed graphics from the artists below. It is a violation of copyright law to copy and use the graphics for other purposes. If you are interested in using them you can purchase them from the artists' online stores. The links are provided below. Most of the clip art images in this product are by Katie Bailey (Little Red's Clip Art) and Kari Bolt (Kari Bolt Design and Illustration).



<https://www.teacherspayteachers.com/Store/Littlered>

<https://www.etsy.com/shop/LittleRedsClipArt>



<https://www.teacherspayteachers.com/Store/Kari-Bolt-Clip-Art>



The Letter Formation Fun Font by Kris was used in this product.

<https://www.teacherspayteachers.com/Store/Print-Designs-By-Kris>

<https://www.printdesignsbykris.com/>



A font by Kimberly Geswein was used in this product.

<https://www.teacherspayteachers.com/Store/Kimberly-Geswein-Fonts>

<http://www.kimberlygeswein.com/>

Pangalan _____ Petsa _____



ang



ang

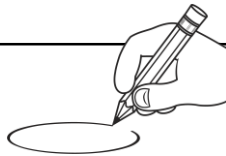


ang



ang

siya



at

ang



ang

sa

mga


ng

nang

ang

ama

Masaya ang bata.



Malaki ang bus.

Pangalan _____ Petsa _____



mga



mga

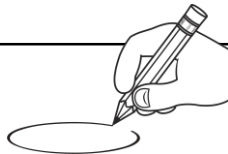


mga



mga

ng



sa

mga



ay

mga

mga

ako

mag

ang

ito



May mga itlog dito.

May mga tuta ang aso.



Pangalan _____ Petsa _____



Isulat ang salitang ang o mga salitang ang mga.

ang

dahon



ang mga

dahon



leon



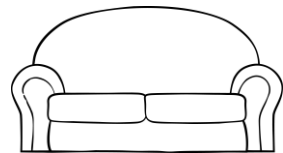
daga



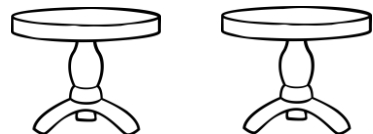
tabo



sopa



mesa



gulay




Pangalan _____ Petsa _____




Isulat ang salitang ang o
mga salitang ang mga.

baka



baboy



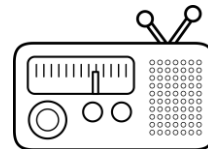
bag



saging



radyo




rosas



pako



araw



Pangalan _____ Petsa _____



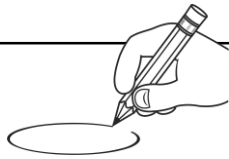
ng

ng

ng



ang at sa ng ako
lang ng mag ng
ng nang mga



Ito ang bag ng bata.



Maghugas ng mga kamay.

Pangalan _____ Petsa _____




Gumuhit ng linya mula sa mga salita hanggang sa tamang larawan.

init ng araw •




tunog ng gitara •



ilaw ng kandila •



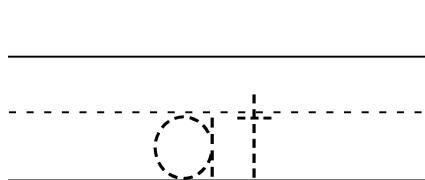
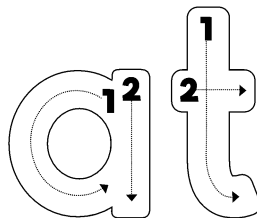

korona ng reyna •



kulay ng lobo •



Pangalan _____ Petsa _____



kay

at

sa

iyo

at

ang

ng


at

mga

ng

ang


at



aso

at

pusa



bata

at

matanda



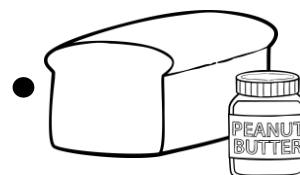
Pangalan _____ Petsa _____



Gumuhit ng linya mula sa mga salita hanggang sa tamang larawan.




kamay at paa •



tinapay at palaman •




upuan at mesa •




ama at anak •



kutsara at tinidor •



Pangalan _____ Petsa _____



sa



sa

sa



sa at na sa ng
ka kay sa pa sa
at ang



mga bulaklak sa hardin




mga prutas sa basket

Pangalan _____ Petsa _____




Basahin ang mga ginawa ni Ana.



Si Ana ay
sumakay sa kotse.



Si Ana ay
kumain sa mesa.

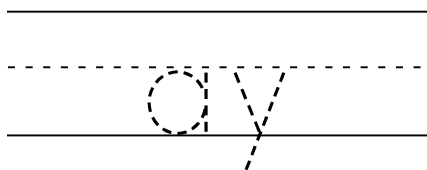
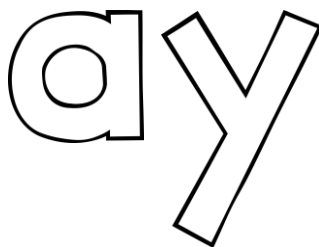
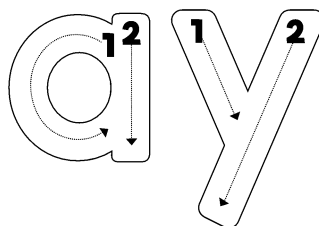



Si Ana ay
naligo sa banyo.



Si Ana ay
natulog sa kama.

Pangalan _____ Petsa _____



man sa kay may ng
ay na ay na ay
na at ay ang



Ang bola ay bilog.

Ang bata ay tulog.



Pangalan _____ Petsa _____




ay

Isulat ang salitang **ay** upang mabuo ang pangungusap.




ay

Siya **ay** galit.



Siya _____ takot.

Siya _____ antok.

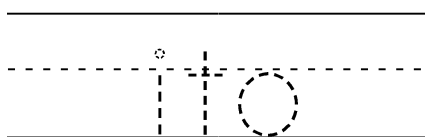
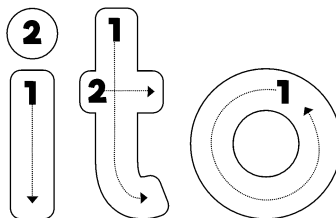



Siya _____ malungkot.

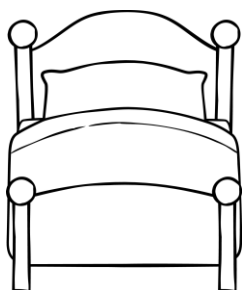
Siya _____ nasaktan.



Pangalan _____ Petsa _____




ka ito oo mga iyan
ako oo
iyo ito ng ano ito




Ito ay kama.

Unan ito.



Pangalan _____ Petsa _____




Basahin ang mga pangungusap.




Ito ay baso.
Baso ito.



Ito ay bato.
Bato ito.



Ito ay puno.
Puno ito.



Ito ay isda.
Isda ito.

Pangalan _____ Petsa _____



ito

Ipares ang pangungusap
sa tamang larawan.




ito


Ito ay aso.




Ito ay pusa.




Ito ay mata.




Ito ay mesa.



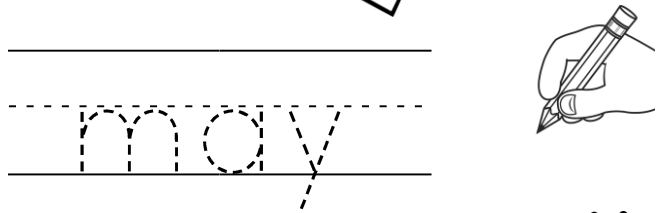
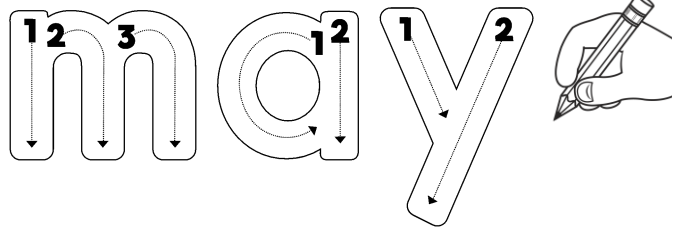
Ito ay bote.



Ito ay puso.



Pangalan _____ Petsa _____



may ay

pa

sila

may

ng

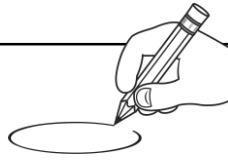
may

mga

kay ng

ano

siya




Ako ay may pusa.

Siya ay may tuta.



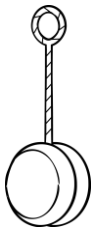
Pangalan _____ Petsa _____




Basahin ang mga pangungusap.




May bola ako.
Ako ay may bola.



May yoyo ako.
Ako ay may yoyo.



May lapis ako.
Ako ay may lapis.



May robot ako.
Ako ay may robot.

Pangalan _____ Petsa _____

Pagsasanay sa Pagbasa

Basahin ang mga salita mula kaliwa hanggang kanan.



ng	at	sa	ay
ay	ng	at	sa
ang	mga	ito	may
ito	ang	may	mga
ang	mga	sa	ay
at	ng	may	ito
mga	sa	ito	at
ang	mga	ng	ay

Pangalan _____ Petsa _____

Pagsasanay sa Pagbasa

Basahin ang mga salita mula kaliwa hanggang kanan.



ay sa	ay may	ay ito
ay mga	at sa	at may
at ng	at ito	at mga
sa may	sa mga	ng mga
ng ito	ang mga	ang ito
ito ay	mga ito	may mga
ng mga	sa mga	at mga
Ang mga	May mga	Sa mga